

# DIY Jeopardy Game Board

Thank you for downloading the DIY Jeopardy Game Board from My Joy-Filled Life. I hope you and your family enjoy this game.

These printables are provided for your personal use, FREE of charge. Please be honest when using and sharing these files and abide by the terms of use.

## **Please DO:**


- Download the printables/files to your computer and print them for your personal use. You are more than welcome to use these in a group setting.
- Link directly to my blog when sharing about the printables.
- Give proper credit to My Joy-Filled Life when blogging about the printables.

## **Please DO NOT:**

- Link directly to the PDF file; link to the blog post instead.
- Alter the files in any way.
- Sell or distribute the printables/files in any way.
- Host this file on your own website or upload it to a shared website.

All the printables/files are the property of My Joy-Filled Life {Sarah Avila}.

Thank You!



Print 5 pockets on 5 different colors of cardstock, for a total of 25 pockets. You will need 5 of the small rectangle; 1 of each color from the colors you used for the pockets. Fold pockets on dotted lines and middle fold line and secure with tape on the back.

100

100

100

100

100

200

200

200

200

200

300

300

300

300

300

400

400

400

400

400

500

500

500

500

500

Print out point value cards onto white cardstock or white paper; cut out. Then glue (with a glue stick) or tape (with double-sided tape) onto the front of the pockets. Tape (or glue) one of each number value to each color pocket.

I've included point value cards for single and double jeopardy and a page of blanks ones in case you want to make up your own point values.

200

200

200

200

200

400

400

400

400

400

600

600

600

600

600

800

800

800

800

800

1000






1000


1000

1000

1000




The next page has blank point value cards in case you want to make up your own point values.





These are the category cards. Print out on white cardstock and write your categories on the cards. Laminate and then cut out. Or you can print out, laminate and then write your categories on with a dry or wet erase marker (I like wet erase because it doesn't smudge. Affix a piece of Velcro (the fuzzy half) on the back of each category card.





What are the three kinds of muscle tissue in your body?

These are the question cards. You will need 25 of them (or 50 if you are playing double jeopardy). Print out on white cardstock, write the question on the front and the answer on the back. Also write the category and point value of the question on the back so you can easily remember which card was chosen and it also makes it easier when setting up the game. Then laminate and cut out. You can also just use half of a 3x5 blank index card to write instead of printing out the question cards.

**Question card example:**

Skeletal,  
Smooth, and  
Cardiac

Muscular  
System

100