

Nativity LEGO Challenge Cards



Thank you for downloading the Nativity LEGO Challenge Cards from My Joy-Filled Life. I hope you and your family enjoy them.

These printables are provided for your personal use. Please be honest when using and sharing these files and abide by the terms of use.

You have permission to print unlimited copies of this for immediate family use only. For any group consisting of more than one immediate family, each family is required to obtain their own copy.

Please DO:

- Download the printables/files to your computer and print them for your personal use. You are more than welcome to use these in a group setting.
- Link directly to my blog when sharing about the printables.
- Give proper credit to My Joy-Filled Life when blogging about the printables.

Please DO NOT:

- Link directly to the PDF file; link to the blog post instead.
- Alter the files in any way.
- Sell or distribute the printables/files in any way.
- Host this file on your own website or upload it to a shared website.

All the printables/files are the property of My Joy-Filled Life {Sarah Avila}. Thank you!



Nativity LEGO Challenge

How to Use:


1. Print and cut cards.
2. Each day take a card and make the figure to add to your nativity scene.
3. Read the accompanying verse.
4. When all figures have been completed, read the Full story.

Day 1:
Stable



Micah 5:2

Day 2:
Donkey



Luke 2:1,3

Day 3:
Joseph




Luke 2:4

Day 4:
Mary




Luke 2:5

Day 5:
Sheep




Luke 2:8-11

Day 6:
Cow



Luke 2:12

Day 7:
Shepherd



Luke 2:16

Day 8:
Wise man 1



Matthew 2:1-2

Day 9:
Wise man 2




Matthew 2:3-8

Day 10:
Wise man 3




Matthew 2:9-12

Day 11:
Manger




Luke 2:6-7

Day 12:
Jesus



Isaiah 9:6



Matthew 1:18 - 2:12, Luke 2:1-20